



Anoka Technical College Library Media Center CINAHL (Nursing) Database Tip Sheet

Path to CINAHL: From the college website, click on Current Students – Library and Research – library databases -- CINAHL.

Composing a basic search

From the opening screen, enter your search terms in the white rectangle. Leave the Full Text box checked under the **Search Options** bar to return only results that have the entire article attached. Additional Search Options (“**limiters & expanders**”) are discussed on the following two pages.

EBSCOhost: Basic Search - Windows Internet Explorer provided by Anoka Technical College

http://web.ebscohost.com.ahp.proxy.mnpals.net/ehost/search?vid=208&hid=104&sid=9785f1da-26d9-4f29-93e7-d13b930df18e%40sessionmgr112

File Edit View Favorites Tools Help

EBSCOhost: Basic Search

New Search Publications CINAHL Headings Evidence-Based Care Sheets More

Sign in Folder Preferences New Features! Ask-A-Librarian Help

ANOKA TECH COLLEGE LIBRARY

Searching: CINAHL Plus with Full Text | Choose Databases >

Suggest Subject Terms

Search Clear ?

Search Options | Basic Search | Advanced Search | Visual Search | Search History

Search Options [Reset]

Search modes ?

Boolean/Phrase

Find all my search terms

Find any of my search terms

Apply related words

Also search within the full text of the articles

Limit your results

References Available

Abstract Available

Publication

Full Text

Published Date from

Month Year: to

Month Year:

Peer Reviewed

Journal Subset

All

Africa


Allied Health

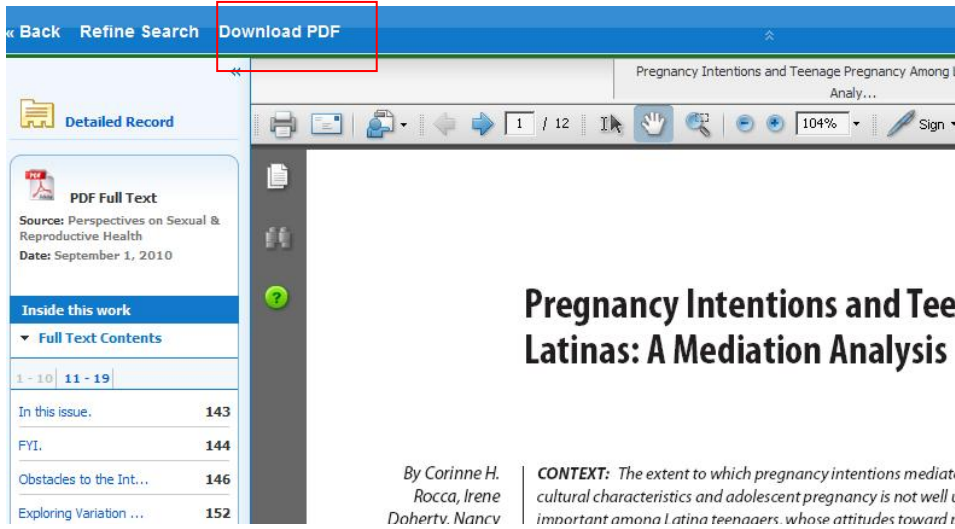
Alternative/Complementary Therapies

Start Calendar - Microsoft Out... EBSCOhost: Basic Sea... CINAHL handout revised... - Windows Search 1 Reminder georgia info lt conf 2010... 3:02 PM

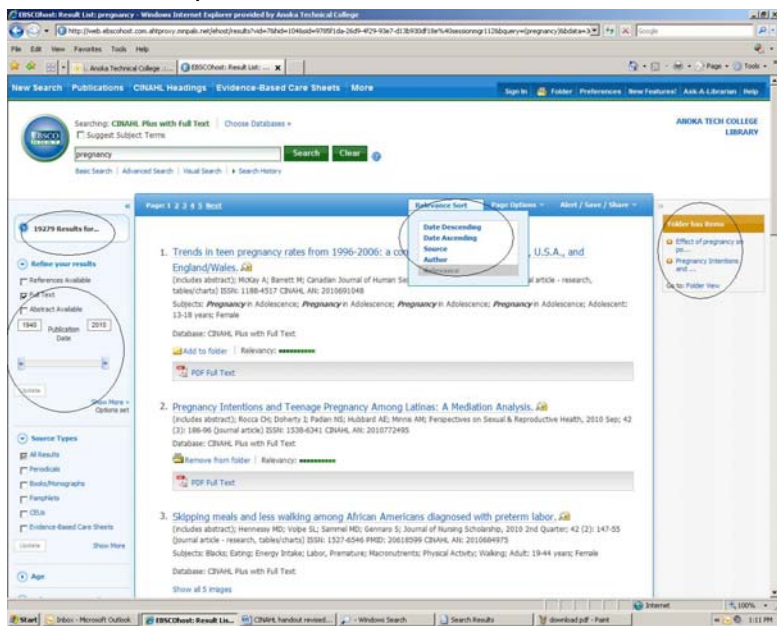
Viewing Your Search Results

The Results page lists the articles in relevancy ranked order. Here are some of the features:

- To quickly view an abstract, hover your mouse over the **Preview** icon .
- The **article title** will take you to the citation information and/or the full text.
- The **HTML Full Text** link takes you directly to the full text of the article.
- The **PDF Full Text** link takes you to a PDF version of the full text. Often the PDF version requires that you **download** the article in order to save or print the article. (The citation must be printed separately.)



Refine your results (left) column - You can narrow your search results by source type, subject, journal (publication), age, and gender, simply by using the left hand column. Tighten the date range by using the sliding bar and click **Update**. A revised Result List displays. You may refine your search further by clicking the **Show More** link under Refine your results. Results can be resorted by date using the sort field drop-down.



Overview of *Show More* search options

Limiters

Limiters are huge time-savers. You may restrict your search to a specific publication, age group, gender, clinical query, and publication type such as care plans, case studies, and clinical trials. The **Journal Subset** will limit to articles from allied health, nursing, public health, and United States journals. Use one type of journal subset at a time.

Placing a check-mark next to **Peer Reviewed** (right column of Search Options) will limit your search to articles that were reviewed by a board of peers.

The advanced search screen offers additional limits such as evidence-based practice, articles with images, and inpatient versus outpatient.

Expanders

Less commonly needed is a technique to expand a search for more results. Some techniques to expand a search is to brainstorm for varied keywords and spellings, such as *post-operative* and *postoperative*; to “truncate” a term with the asterisk, which will allow for various spellings/forms of the word, such as *surg** for surgical or surgery, or to search within the full-text of the articles themselves by checking the box next to “**Also search within the full-text of the articles**”.

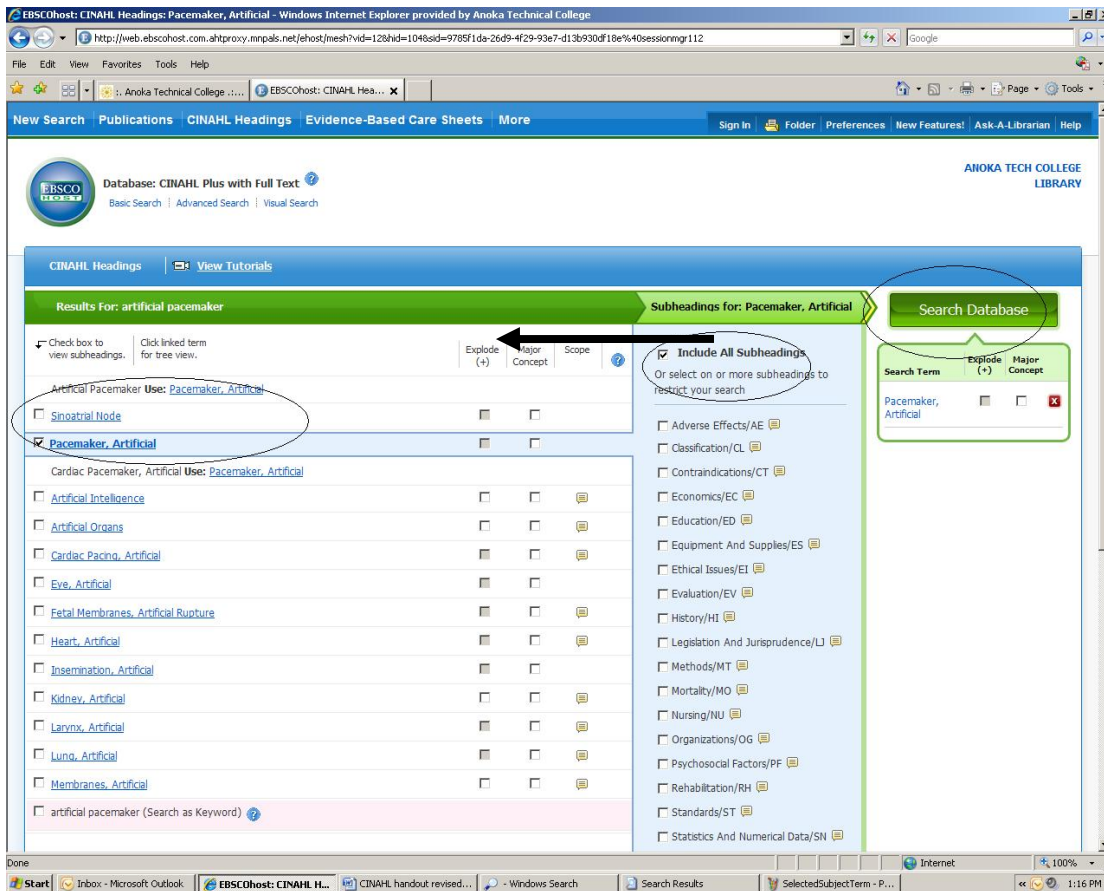
Note that whenever you expand a search to look beyond subject headings, you are most likely decreasing the relevancy of the results.

To receive results that are not full-text, but most generally available through interlibrary loan, unclick the **Full Text** box on the right.

The screenshot displays the EBSCOhost search interface. The search bar contains the term "pregnancy". The "Search Options" dialog box is open, showing various search filters. The "Also search within the full-text of the articles" checkbox is circled in red. The "Full Text" checkbox is also circled in red. The "Search" button is visible at the bottom of the dialog box. The background shows the search results page with a list of articles, including one titled "Readers panel: Painful decisions" from the Nursing Standard journal.

Medical subject headings

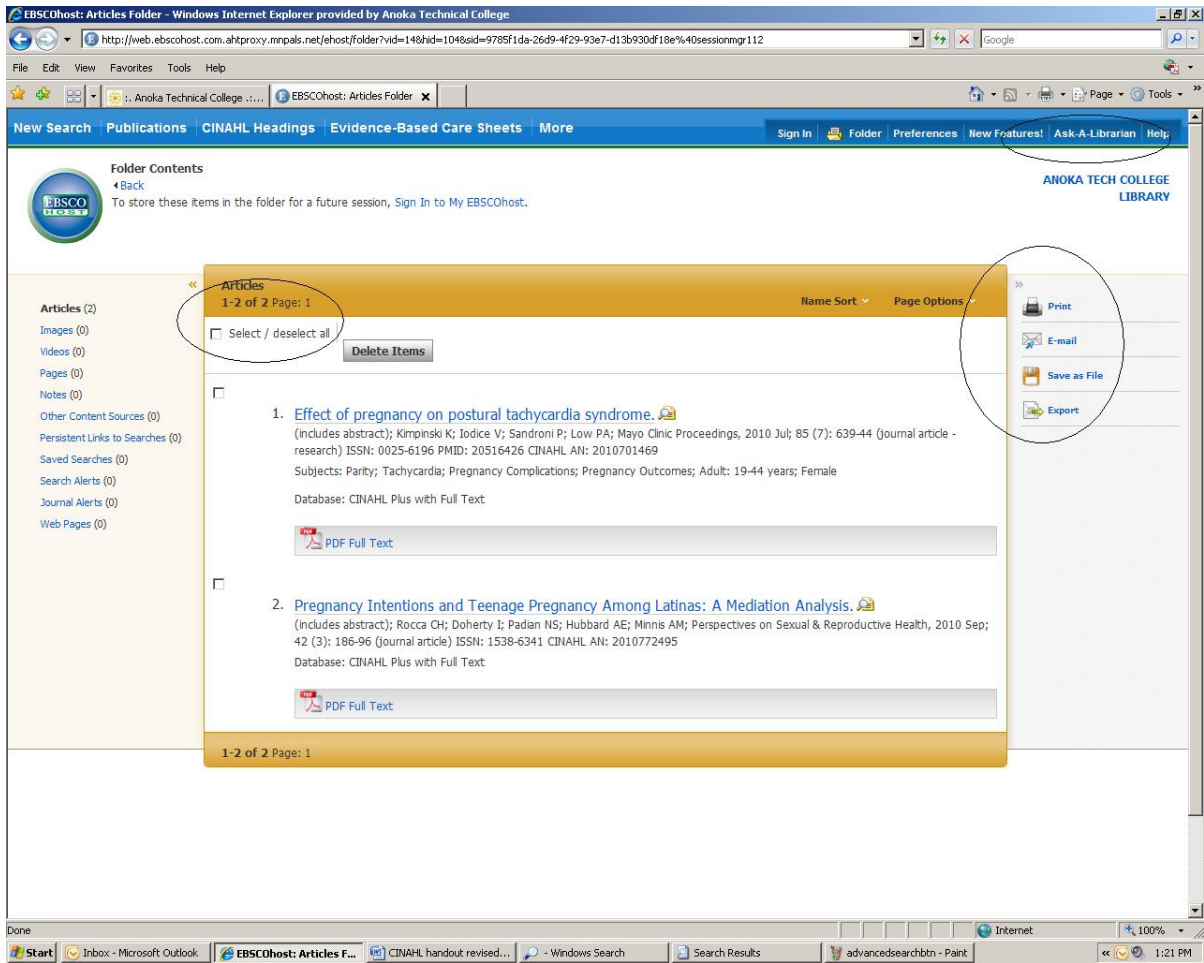
CINAHL headings provide more relevant search results than do keywords. Check the **Suggest Subject Terms** box to find the correct terminology for the database. You can browse alphabetically “Term Begins With,” or search within the index using “Term Contains,” or “Relevancy Ranked”. Search results for “*artificial pacemaker*” show that the terms are in reverse order: **Pacemaker, Artificial**.



You may choose to select just a few subheadings in the column to the right in order to tighten your search.

The **advanced search screen** allows you to combine terms with search rectangles, or search specific fields with drop-down arrows, such as Article Title (TI), Author (AU), Number of Pages (PG), Medline PMID (PM), and Journal Title (SO). To expand a search, choose All Text (TX). The tab to reach the advanced search screen is just beneath the search rectangle.

Managing your search results by using the “folder” feature



- To pick and choose select articles, click the **Add to Folder** icon/link at the bottom of the citation. To view items in your Folder, click **Folder View**.
- In the folder view, click the **Print**, **E-mail**, or **Save** icon and follow the directions on screen to print/e-mail/save your results. You will also be able to choose your required **citation style**. **Note:** Items placed in the folder will be removed when you close your browser.
- Use the Ask-A-Librarian link in the upper right corner for search tips (allow several hours or a business day for an answer). Use interlibrary loan links to get copies of articles not included with the abstract.
- If you would like to save your search string and rerun it on a later date, click on Alert/Save/Share, add the search to your temporary folder, then select and email to yourself the search’s “persistent link”.